


# MATEMATIKA

## ✚ PONAVLJAMO - RISANJE PO NAVODILIH

V KARIRAST ZVEZEK NA SREDINO LISTA NARIŠITE



NARIŠI.



POD ↓ DEŽNIK ☂ NARIŠI ☁ LUŽO.

NA ☁ LUŽI STOJI DEKLICA 👧 .

LEVO ← OD LUŽE NARIŠI 🌳 .

DESNO → OD LUŽE NARIŠI VIŠJE 🌳 .

STARŠI VAM NAJ  
POMAGAJO  
PREBRATI  
NAVODILA.



ZA DESNIM  DREVESOM  SE SKRIVA  RJAV .

NAD   JE VELIK OBLAK .

ZA OBLAKOM  SIJE .

STARŠI OPRAVLJENO NALOGO FOTOGRAFIRAJO TER POŠLJEJO  
UČITELJICAM NA EMAIL NASLOV. 



🇺🇦 PONAVLJAMO - ČESA JE VEČ?

PSOV ALI PASJIH UTIC?



The image shows three identical white dogs with brown spots and collars, arranged vertically on the left. To their right are three identical wooden doghouses, also arranged vertically. The background is a solid olive green.

POVEJ  
USTNO.



LIZIK ALI OTROK?




The image shows four identical red and white swirl lollipops on sticks, arranged in a horizontal row. Below them are three identical cartoon girls with pigtails, wearing pink dresses and jumping rope. The background is a solid light yellow.

## CVETOV ALI ČEBEL?



## SENDVIČEV ALI SOKOV?



### NALOGA:

ČE IMATE MOŽNOST, SI NASLEDNJI LIST NATISNITE  
KARIRAST ZVEZEK PRERIŠITE NASLEDNJE:



ALI PA SI V



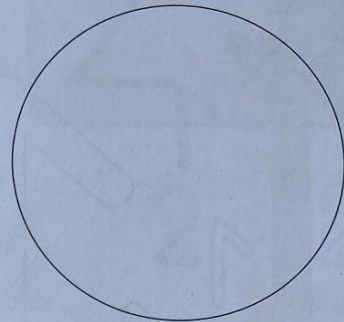


LEVO ←




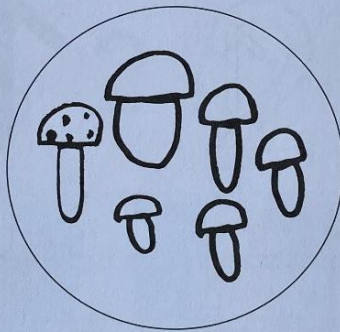

DESNO →



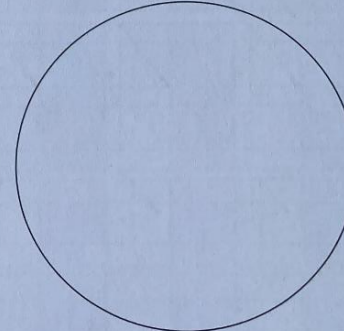

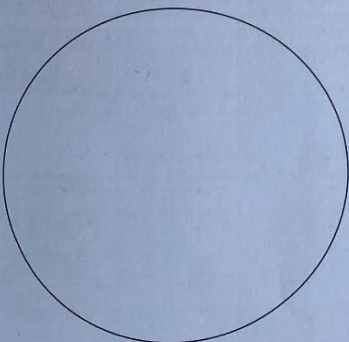
1. V LEVO POLJE NARIŠI MANJ, V DESNO PA VEČ ROŽ.




2. V LEVO POLJE NARIŠI MANJ, V DESNO PA VEČ GOB.



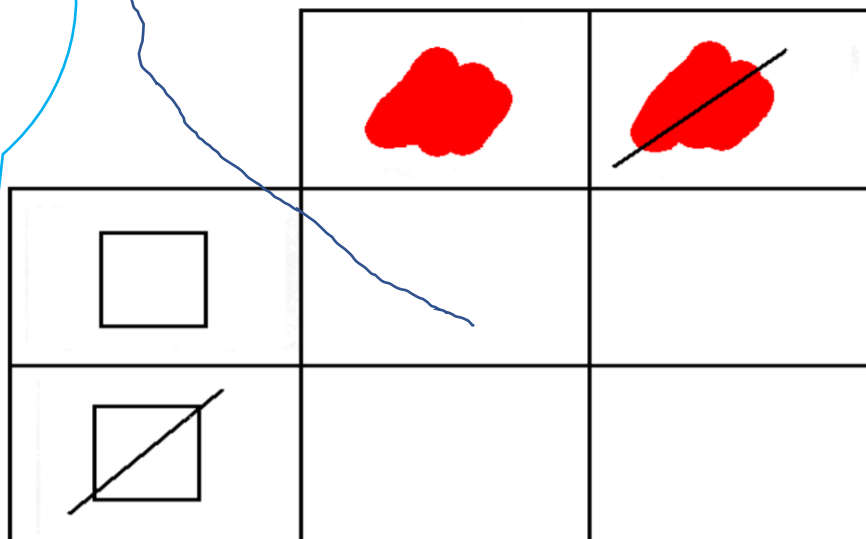
3. V LEVO POLJE NARIŠI MANJ, V DESNO PA VEČ HIŠ.



✚ PONAVLJAMO - RAZVRŠČAMO




S PRSTKOM  
POKAŽI IN POTUJ  
KAM BI UVRSTIL  
NASLEDNJE LIKE.

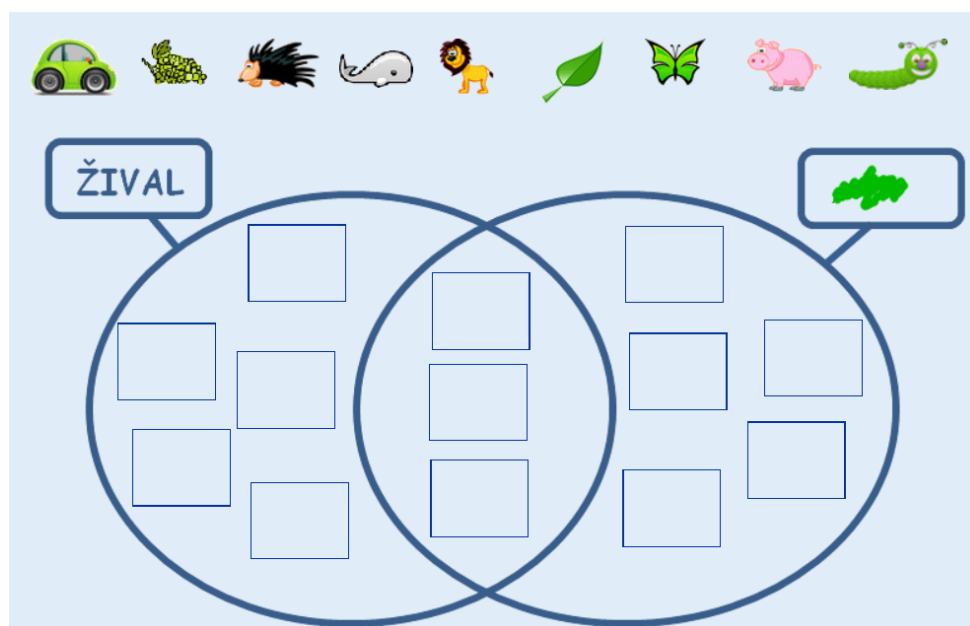


**NALOGA:** Z MIŠKO



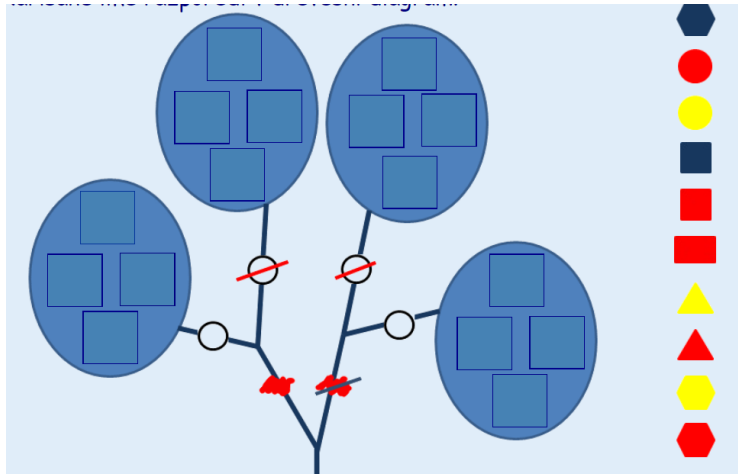
KLIKNITE NA SPODNJO POVEZAVO IN REŠITE NALOGLI.

[https://interaktivne-vaje.si/matematika/podatki/gradiva\\_podatki/podatki\\_rs/venn\\_diagrami/Vennovdiagrama/Venn/frame.htm](https://interaktivne-vaje.si/matematika/podatki/gradiva_podatki/podatki_rs/venn_diagrami/Vennovdiagrama/Venn/frame.htm)





[https://interaktivne-vaje.si/matematika/podatki/gradiva\\_podatki/podatki\\_rs/drevesni\\_diagram/Drevesnidia\\_gramres/frame.htm](https://interaktivne-vaje.si/matematika/podatki/gradiva_podatki/podatki_rs/drevesni_diagram/Drevesnidia_gramres/frame.htm)



***VAŠE DELO JE KONČANO. BRAVO, LE TAKO NAPREJ!***

